



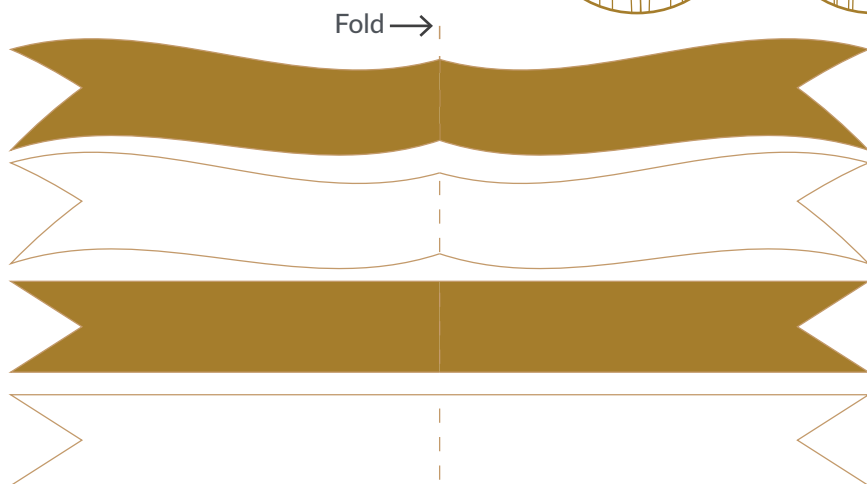
# PRINTABLES: Advent Calendar Number & Name Tags

Print this page on cardstock. Cut solid lines and fold dotted lines.

**Advent Calendar Numbers:**  
Cut around each circle. Secure with tape or glue to each calendar present, or hole punch and secure with a string.



**Bonus Name Tags:**  
Use these as name tags or titles for your pieces.



**Bonus Place Holders:**  
Use these folded cards as place holders or name tags.