

INSTRUCTIONS: Valentine Flowers

SUPPLIES

- Small paper plate
- White construction paper
- White glue, tape or staples

INSTRUCTIONS

Start with a small paper plate which serves as the flower base. We used 6" plates. Print 6-12 large petals, 6-12 small petals and 5-7 leaves on white construction paper. There are multiple colors of leaves and petals attached, so have fun mixing and matching to make unique flowers!

Cut out all petals and leaves.

LEAVES

Using a blunt scissor edge or similar, curl the leaf tips (about half way up the leaf length) upward and/or downward—a variety of both.

White glue, tape or staple the short “stem” of each leaf around the plate, making a circle. These can be placed unevenly around the circle, with some leaves overlapping, and gaps in placement.


PETALS

Fold each petal in half length-wise. Open them up; this makes a subtle center “V” crease in the petal. Using a blunt scissor edge or similar, curl the petal tips (about half way up the petal length) upward and/or downward— a variety of both.

Starting with the larger leaves, white glue, tape or staple the short “stem” of each petal evenly around the plate, making a circle. Then attach the shorter petals onto the circle base in the same manner, slightly closer to the center of the paper plate. You should have three layers; leaves at the bottom, then larger petals, then smaller petals on top.

Cut out one center circle and glue directly on top, centered. That's it!

These flowers can be used to decorate any surface. Secure them to a wall, window, or door using tape. Use a hole punch to add a small hole near the top of the plate and run twine through the hole to create a garland of flowers.




Center Circle
Print 1




Cadence
AT GATEWAY

www.cadenceaz.com




Leaf
Print 7




Lengthwise
Fold

Small Petal
Print 12



Lengthwise
Fold

Large Petal
Print 12



Leaf
Print 7

Lengthwise
Fold




Small Petal
Print 12

Lengthwise
Fold



Large Petal
Print 12



Leaf
Print 7



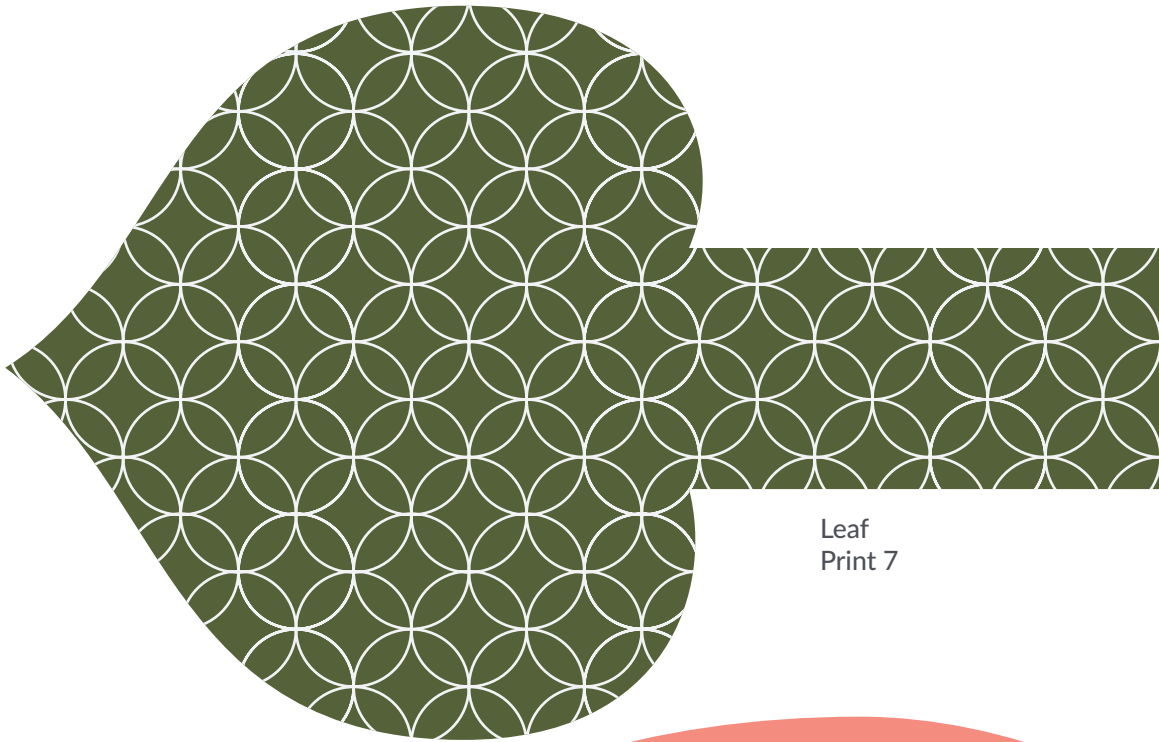
Lengthwise
Fold

Small Petal
Print 12



Lengthwise
Fold

Large Petal
Print 12




Leaf
Print 7

Lengthwise
Fold



Small Petal
Print 12

Lengthwise
Fold



Large Petal
Print 12